

POPLAR BOARDS



POPLAR C & BETTER S4S

AVAILABLE DIMENSIONS:

SIZE: 1 x 4- 1 x 12

LENGTHS: 6'-16'

PULL TO LENGTH MATERIAL



POPLAR C & BETTER S4S UNITS

AVAILABLE DIMENSIONS:

SIZE: 1 x 2- 1 x 12

UNIT: 6'-16'

UNIT: 8'-16'

*UNIT SIZES ARE
APPROXIMATELY

UNIT: 8'/10'/12'

UNIT: 12' & LONGER

1000 LF

UNIT: 16'

SIZE: 5/4 x 4- 5/4 x 12

UNIT: 8'-16'



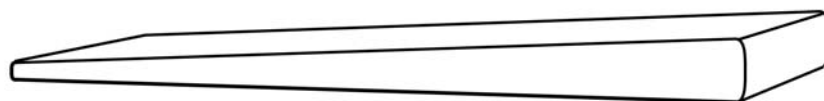
POPLAR C & BETTER S4S FINGERJOINT

AVAILABLE DIMENSIONS:

SIZE: 1 x 4- 1 x 12

LENGTHS: 16' ONLY

POPLAR SIDINGS AND PATTERNS



POPLAR BEVEL SIDING

AVAILABLE DIMENSIONS:

SIZE: 1/2" x 6 #1 & BTR.

LENGTHS: 3'-16'

SIZE: 1/2" x 6 #2 & BTR.

LENGTHS: 3'-16'

SIZE: 1/2" x 8 #1 & BTR.

LENGTHS: 3'-16'

- 12 PCS BUNDLES
- RANDOM LENGTHS ONLY



POPLAR T&G BEADED CEILING

AVAILABLE DIMENSIONS:


SIZE: 3/8" x 4 C & BTR.

LENGTHS: 3'-16'

SIZE: 3/4" x 4 #2 & BTR.

LENGTHS: 3'-16'

- 6 PCS BUNDLES
- RANDOM LENGTHS ONLY



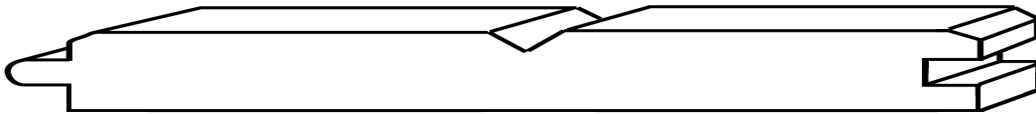
**POPLAR FLOORING #2 & BTR T&G
EASED EDGE**

AVAILABLE DIMENSIONS:

SIZE: 1 x 6

LENGTHS: 2'-16'

- 6 PCS BUNDLES




POPLAR #2 & BTR T&G PATTERN 116

AVAILABLE DIMENSIONS:

SIZE: 1 x 6

LENGTHS: 6'-16'

- 6 PCS BUNDLES
- RANDOM LENGTHS ONLY



POPLAR #2 & BTR T&G PATTERN 122

AVAILABLE DIMENSIONS:

SIZE: 1 x 6

LENGTHS: 6'-16'

- 6 PCS BUNDLES
- RANDOM LENGTHS ONLY



POPLAR #2 & BTR T&G PATTERN 105

AVAILABLE DIMENSIONS:

SIZE: 1 x 6

LENGTHS: 6'-16'

- 6 PCS BUNDLES
- RANDOM LENGTHS ONLY